



# STOWERS RENTS

## YOUR ONE STOP SHOP

STOWERSRENTS.COM

Stowers



THE  
RENTAL  
STORE

Stowers



# WHY STOWERS?

We have everything you need to get the job done right, plus something no other rental store has: Cat® Machines. That combination means superior products matched with Stowers' outstanding customer service. We work hard every day to exceed your expectations and continue to earn your business. Since we are locally owned and operated, we have an even better reason to pay close attention to your needs. Stowers represents an extensive range of products from preferred manufacturers, all maintained and ready to deliver to your job site. And all of our machines stay in East Tennessee, so the equipment you need is close by when you need it.

#66

ON THE RENTAL  
EQUIPMENT  
REGISTER TOP 100  
COMPANIES

AVERAGE AGE  
OF RENTAL FLEET  
EQUIPMENT

35.6  
MONTHS

2,005  
RENTAL UNITS



43,000

individual part  
numbers in  
inventory



84



FIELD SERVICE TRUCKS

## STAY CONNECTED



The CatRentalStore.com customer portal is built to meet your rental needs. We're here when you need us with tools and equipment, expertise and advice and service wherever the work may take you. All designed to make your job easier.

**ACCESSIBLE**

24/7 ANYTIME, ANYWHERE, ANY DEVICES

**EASY**

EASILY MANAGE ALL YOUR RENTALS

**CONVENIENT**

ALL YOUR RENTAL NEEDS AT YOUR FINGERTIPS



SCAN TO SIGN UP  
NOW

Ready to get started? Register today!  
Visit [CatRentalStore.com](https://CatRentalStore.com) or download the app.



## AIR COMPRESSORS & WORK TOOLS



### CFM

185-1800	TOWABLE/STATIONARY
ROCK DRILL	WORK TOOL
60 lb BREAKER	WORK TOOL
90 lb BREAKER	WORK TOOL

## AIR CONDITIONING UNITS



RATING	CAPACITY	WEIGHT (LBS)	POWER SUPPLY
12 TON	4,050	1,200	230V OR 460V/3P
25 TON	10,000	3,000	460V/3P
30 TON	10,000	4,900	460V/3P
80 TON	18,000	10,300	460V/3P
4800 CFM DEHUMIDIFIER			

## ARTICULATED TRUCKS



MODEL	POWER (HP)	CAPACITY (TONS)	WEIGHT (LBS)
730	367	31	52,690
745	496	45.2	73,553

## ATTACHMENTS

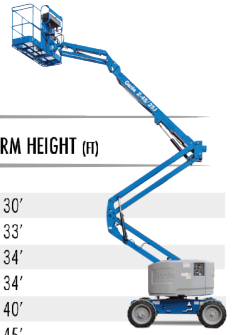


## BACKHOE LOADERS



MODEL	POWER (HP)	OPERATING WEIGHT (LBS)	DIGGING DEPTH
415	68	24,251	14'
416	87	24,251	14'
420	93	24,251	14'

## BOOM LIFTS



MODEL	FUEL TYPE	PLATFORM HEIGHT (m)
-------	-----------	---------------------

### ARTICULATED BOOM

Z30-N	ELECTRIC	30'
Z33	ELECTRIC	33'
Z34-N	ELECTRIC	34'
TZ34	ELECTRIC	34'
Z40-N	ELECTRIC	40'
Z45/Z45E/450	ELECTRIC/DIESEL/DUAL FUEL	45'
TZ50	ELECTRIC	50'
Z60/600	ELECTRIC/DIESEL/DUAL FUEL	60'
Z80/800	DIESEL	80'
T250 AJP	DIESEL	125'
Z135	DIESEL	135'

### STICK BOOM

S-45/460	DIESEL	45'
S-60	DIESEL	60'
S-65/660	DIESEL/DUAL FUEL	65'
S-85/860	DIESEL	85'
S-125	DIESEL	125'



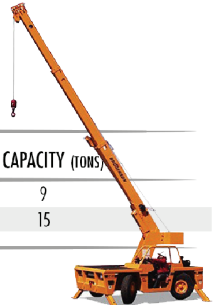
## BUCKET TRUCKS

MODEL	WORKING HEIGHT (FEET)
LT40	45'



## CARRY DECK CRANE

MODEL	FUEL	CAPACITY (TONS)
BRODERSON IC80/GROVE 3339D	DUAL FUEL/DIESEL	9
BRODERSON IC200/GROVE 5540D	DUAL FUEL/DIESEL	15



## CHIPPER

MODEL	DESCRIPTION	CAPACITY
12XP	BRUSH CHIPPER	12" DIAMETER



## COMPACT TRACK LOADER



MODEL	POWER (HP)	OPERATING WEIGHT (LBS)	50% TIPPING LOAD (LBS)
239	66	7,289	2,050
249	66	7,685	2,300
259	73	8,846	2,900
279	73	9,893	2,935
289	73	10,533	3,800
299	95	11,275	4,600
299 XHP	106	11,608	4,725

## COMPACTION



TYPE	WEIGHT (LBS)	WEIGHT OF IMPACT (LBS)
RAMMER	152	3,200
PLATE TAMP	181	3,080

## CONCRETE TOOLS



DESCRIPTION	SIZE
CORE DRILL	1"-10" BIT SIZE
QUICKIE SAW	14"
FLOOR SAW	18"
WALK BEHIND	26"

## CRANE TRUCK



MODEL	CAPACITY (TONS)
17T	17
18T	18

## DOZERS



MODEL	POWER (HP)	OPERATING WEIGHT (LBS)	LGP OPERATING WEIGHT (LBS)
D1	80	17,855	18,839
D2	92	18,382	19,066
D3	104	20,640	21,369
D4	130	29,259	30,882
D5	170	42,263	42,263
D6	215	50,733	50,420
D7	265	65,644	63,200
D8	354	87,600	84,906

## DUMP TRUCKS

6-16 CUBIC YARD DUMP TRUCK



## FORK LIFTS



MODEL	LIFT CAPACITY (LBS)	FUEL TYPE
5000	5,000	PROPANE
6000X RT	6,000	DIESEL
6000	6,000	PROPANE
6500	6,500	PROPANE
8000	8,000	DIESEL
10000	10,000	PROPANE
15000	15,000	PROPANE
PT40	40,000	DUAL FUEL

## FUEL TANKS



MODEL	CAPACITY (GAL)	FULL WEIGHT (LBS)
20TCG	528	5,574
50TCG	1,240	12,335

## GENERATORS



MODEL	DESCRIPTION
6-425kW	STATIONARY & TOWABLE

## HEATERS



MODEL	HEATED AIR OUTPUT (CFM)
ALLMAND MH 500	3,200

## HYDRAULIC EXCAVATORS



MODEL	WIDTH (FT)	OPERATING WEIGHT (LBS)	MAX DIGGING DEPTH
300.9	2.4	2,170	5'8"
301.7	3.25	3,935	7'3"
302.7	5.15	5,886	9'
303.5	5.8	8,209	10'5"
304	6.4	8,930	11'3"
305	6.5	11,334	12'
305.5	6.5	11,958	12'8"
307	7.2	16,028	13'4"
307.5	7.25	18,152	15'3"
308	7.6	20,678	15'3"
309	8.1	20,731	22'1"
310	8.1	22,447	26'2"
311	8.75	28,660	18'4"
313	8.8	30,080	19'10"
315	8.5	37,794	19'6"
316	8.83	39,029	20'
317	8.8	40,200	21'
320	9.8-10.4	48,281	22'
323	9.8-10.4	56,200	22'1"
325	9.75	57,100	22'
326	9.8-10.5	57,100	22'4"
330	9.8-11.1	68,100	23'10"
335	10.5-11.25	84,170	22'11"
336	11.25	81,900	26'10"
349	10.92-11.42	107,145	25'5"

## LANDSCAPING



MODEL	DESCRIPTION	CAPACITY
BB302	TOW-BEHIND BARK BLOWER	1.5 CUBIC YARDS
B70T	TOW-BEHIND STRAW BLOWER	6-7 TONS PER HOUR
T75T	TOW-BEHIND HYDROSEEDER	750 GALLONS



## LIGHT TOWERS



MODEL	DESCRIPTION
LIGHT TOWER	4-1000 WATTS

## MATERIAL LIFTS



MODEL	LIFTING HEIGHT (FT)	CAPACITY (LBS)
SLA10	11'6"	1,000
SIC18	18'	650
SIC24	24'	650

## METSO



MODEL	DESCRIPTION
LT106	300 hp CRUSHER
LT12135	414hp CRUSHER
ST2.8	MOBILE SCALING SCREEN

## MOROOKA



MODEL	MINIMUM GROUND CLEARANCE (IN)	CAPACITY (LBS)
MST2200VD	15"	24,255
MST2200VDR (ROTATING)	21"	24,255
MST25000VDL	20"	30,000
MST30000VD	14"	33,100

## MOTOR GRADERS



MODEL	POWER (HP)	OPERATING WEIGHT (LBS)	STANDARD BLADE WIDTH (FT)
12M	179	42,647	12
140M	183	41,868	12

## PERSONNEL LIFTS



MODEL	FUEL TYPE	PLATFORM HEIGHT (FT)
SJ16	ELECTRIC	16'
GR20/20MVL	ELECTRIC	20'
AWP30	ELECTRIC	30'
AWP40	ELECTRIC	40'

## POWER MODULES



MODEL
500kW-2MW

## PUMPS



MODEL	DESCRIPTION
4"-8" PUMPS	TOWABLE
2"-6" SUBMERSIBLE PUMPS	STATIONARY & TOWABLE
2"-3" TRASH PUMPS	STATIONARY

## SCISSOR LIFTS



PLATFORM HEIGHT (FT)	FUEL TYPE	MACHINE WIDTH (IN)
13'	ELECTRIC	30"
19'	ELECTRIC	30" / 32"
26'	ELECTRIC	32" / 46"
26' RT 4X4	DUAL FUEL	69"
32'	ELECTRIC	32" / 46"
33' RT 4X4	DIESEL/DUAL FUEL	69"
40'	ELECTRIC	46"
40' RT 4X4	DIESEL/DUAL FUEL	69"
53' RT 4X4	DUAL FUEL	90"

## SKID STEER LOADER



MODEL	POWER (HP)	OPERATING WEIGHT (LBS)	50% TIPPING LOAD (LBS)
226	66	5,705	1550
236	73	6,559	1800
242	73	7,424	2150

## SOIL COMPACTORS



MODEL	POWER (HP)	WEIGHT (LBS)
815	253	45,765

## SWEEPERS



MODEL	SWEEPING WIDTH (FT)	DESCRIPTION
SM300	7' 6"	LAYMOR SWEEPMASER 300 TOWABLE
SM450 CAB	8'	LAYMOR SWEEPMASER 450 TOWABLE

## TANDEM VIBRATORY ROLLERS



MODEL	POWER (HP)	COMPACTION WIDTH (IN)	WEIGHT (LBS)
CB1.7	24.7	35"	3,538
CB34	48.8	51"	8,157
CB36	49	55"	8,385
CB7	100	59"	17,615
CB10	131	67"	20,945
CB13	142	79"	28,440

## TRENCH SHORING



### MODEL

8' X 8' ALUMINUM  
8' X 10' ALUMINUM  
8' X 12' STEEL  
8' X 16' STEEL

## TELEHANDLERS



MODEL	LOAD CAPACITY (LBS)	MAX LIFT HEIGHT (FT)
TH255	5,500	18'
TH514	11,000	46'
TL642	6,500	42'
TL943	9,000	43'
TL1055	10,000	55'
TL1255	12,000	55'
PT40	40,000	20'

### ATTACHMENTS

95" BUCKET FOR CAT MODELS  
VARIOUS FORK SIZES -48"-72"  
ADJUSTABLE SPREADER BAR  
LIFTING HOOK FOR CAT MODELS  
MAN BASKET WITH FORK POCKETS  
MATERIAL HANDLING ARM FOR CAT MODELS  
TRASH HOPPERS WITH FORK POCKETS



## TRACK LOADERS



MODEL	POWER (HP)	OPERATING WEIGHT (LBS)	BUCKET CAPACITY (YD <sup>3</sup> )
953K	154	33,852	1.24

## UTILITY VEHICLES



### MODEL

2 SEAT 4x4 WITH BED  
4 SEAT 4x4 WITH BED

## VIBRATORY SOIL COMPACTORS PADFOOT



MODEL	POWER (HP)	DRUM WIDTH (IN)	WEIGHT (LBS)
TRENCH ROLLER	20.8	32"	3,247
CP34	74	50"	9,850
CP44	100	66"	16,471
CP56	157	84"	25,707

## VIBRATORY SOIL COMPACTORS SMOOTH DRUM



MODEL	POWER (HP)	DRUM WIDTH (IN)	WEIGHT (LBS)
CS34	74	50"	9,799
CS44	100	66"	15,961
CS56	157	84"	25,346

## WATER TRUCKS



MODEL	CAPACITY
FORD/STERLING/GMC	2000-4000 GALLONS
730 WATER TRUCK	6000 GALLONS

## WELDERS



MODEL	AMP	FUEL TYPE
250 LP	250	PROPANE
400 D	400	DIESEL

## WHEEL ASPHALT PAVER



MODEL	POWER (HP)	STANDARD WIDTH (FT)	MAX WIDTH (FT)
AP500F	142	8'4"-16'4"	21.3
AP600F	173	8'4"-16'4"	21.3
AP1000F	225	9'10"-19'6"	25"

## WHEEL LOADERS



MODEL	POWER (HP)	OPERATING WEIGHT (LBS)	BUCKET CAPACITY (YD <sup>3</sup> )
926M	148	28,770	2.5-6.5
930M	157	30,879	2.7-6.5
938M	182	36,216	3.3-6.5
950M	230	42,357	3.2-12
966M	276	51,176	4.19-9.68
12' SNOW PUSHER AVAILABLE			




# USED EQUIPMENT

Stowers is your trusted source for used equipment for sale across East Tennessee. We carry an extensive selection of Cat earthmoving and construction equipment, including Cat Certified Used, as well as quality solutions from other top manufacturers. All of our equipment is thoroughly inspected to ensure it's capable of delivering quality performance and reliability on your job site.

Whether you're looking for a cost-effective alternative to purchasing new, or you are replacing an older machine, or have applications that don't call for the latest models, we strive to make it as fast, easy, and affordable as possible to access productivity with reliable pre-owned solutions. With options from our Cat Certified Used inventory and our rental fleet, our experienced team will go the extra mile to help you find the used equipment you need at a competitive price to reduce downtime and maximize profitability.

Give us a call at **800-362-9690** or visit [stowerscat.com/used](http://stowerscat.com/used) to request a quote.



# SITECH & TRIMBLE

To be competitive today you need both productivity and a high return on your investment. SITECH Mid-South is your dealer for the most reliable, rugged, and complete portfolio of constructions technology systems available to the heavy and highway contractor.

With the addition of Trimble's site-wide solutions to your civil construction projects, you're in a stronger, more competitive position. You'll experience new levels of productivity that will enable you to earn the bid and be profitable, project after project.

Offering Sale & Rental of:

- Earthmoving Machine Control Systems
- Site Positioning Systems
- Paving Control Systems
- Software Solutions



301 N. Winona Street    Knoxville, TN 39717    865-525-5334

**Stowers**



# 6

## CONVENIENT LOCATIONS



## TO SERVE YOU

### EAST KNOXVILLE

6301 Old Rutledge Pike  
Knoxville, TN 37914  
865.546.1414

### WEST KNOXVILLE

10644 Lexington Dr.  
Knoxville, TN 37923  
865.218.8800

### CHATTANOOGA

4066 South Access Rd.  
Chattanooga, TN 37406  
423.622.9933

### CROSSVILLE

215 Interchange Dr.  
Crossville, TN 38571  
931.484.4040

### SEVIERVILLE

1825 Veterans Blvd.  
Sevierville, TN 37862  
865.595.3750

### TRI-CITIES

9960 Airport Pkwy  
Kingsport, TN 37663  
423.323.4445



@STOWERSCAT



@STOWERSCAT



@STOWERS\_MACHINERY



STOWERS MACHINERY CORPORATION



STOWERSCAT.COM

**Stowers**



**Stowers**

